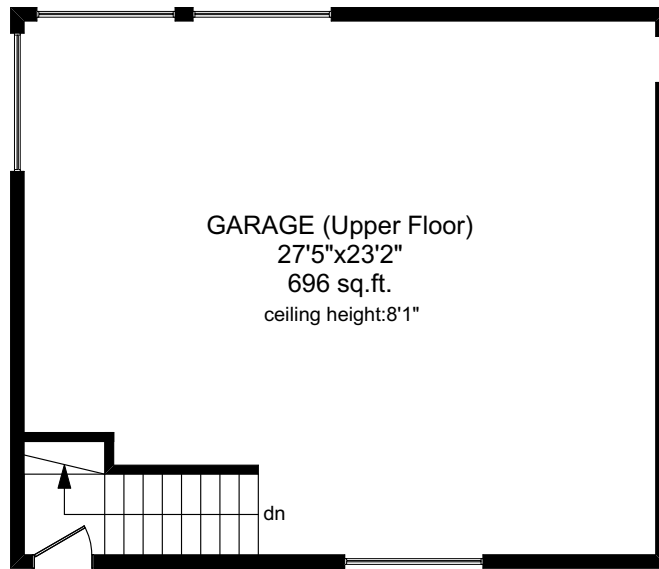
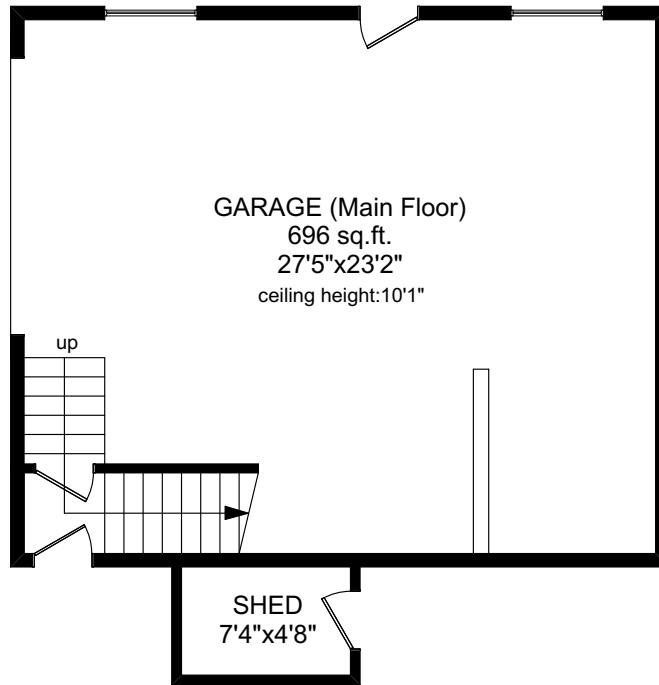
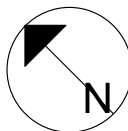


871 CHERRY POINT ROAD



	FINISHED SQ. FT.	UNFINISHED SQ. FT.	TOTAL SQ. FT.
MAIN	1161	0	1161
LOWER	521	0	521
TOTAL	1682	0	1682
DECKS	0	634	634
GUEST HOUSE			
MAIN	759	0	759
UPPER	554	0	554
TOTAL	1313	0	1313
PATIO	0	385	385
GARAGE			
MAIN	0	696	696
UPPER	0	696	696
TOTAL	0	1392	1392

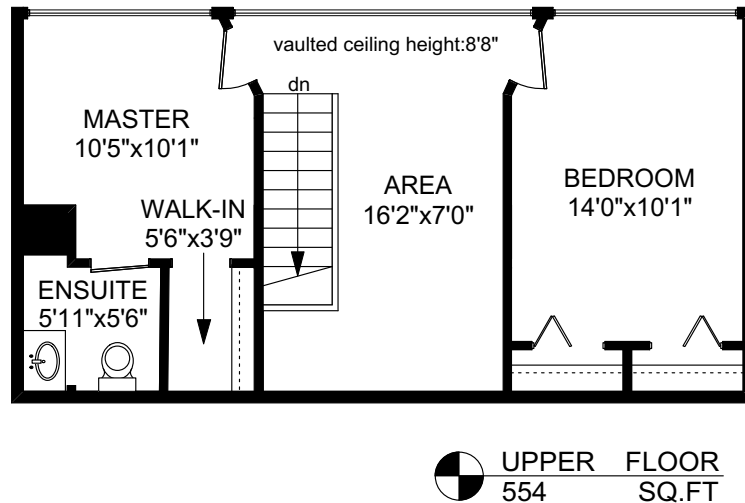
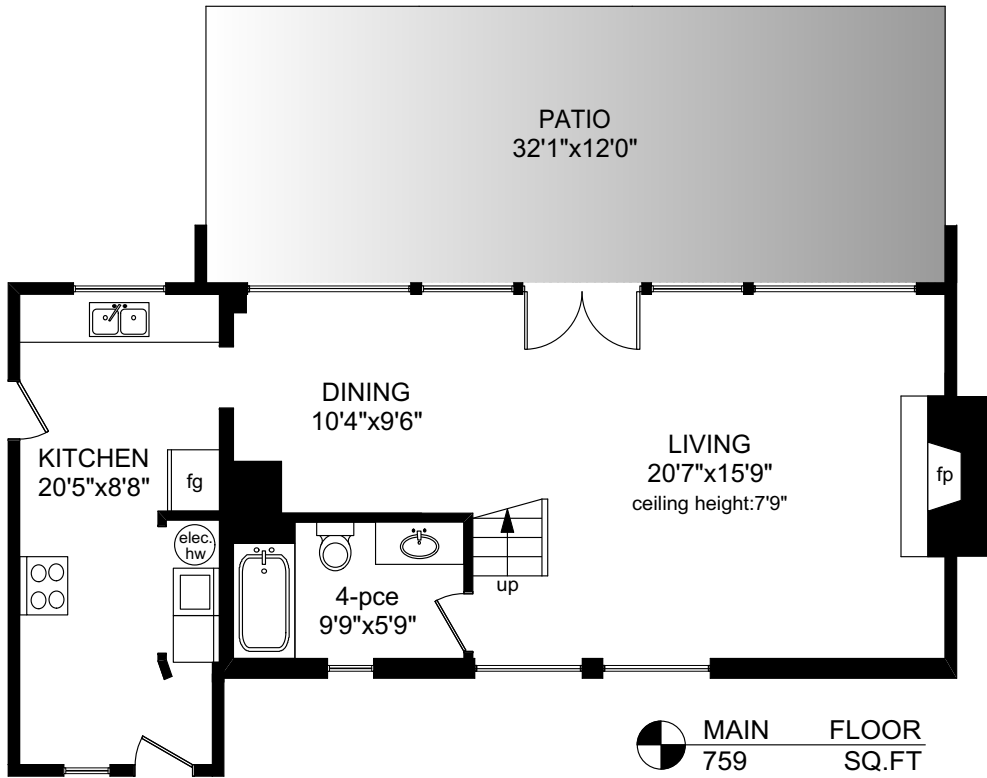


PREPARED FOR THE EXCLUSIVE USE OF
THE NEAL ESTATE TEAM OF RE/MAX ALLIANCE

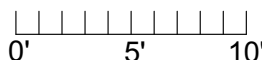
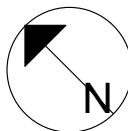
MEASURED ON: 08/01/19
DRAWING FILE: 9000

Tafe Measure VICTORIA, B.C.
Ph. 883.8894
www.tafemeasure.com

871 CHERRY POINT ROAD GUEST HOUSE



	FINISHED SQ. FT.	UNFINISHED SQ. FT.	TOTAL SQ. FT.
MAIN	1161	0	1161
LOWER	521	0	521
TOTAL	1682	0	1682
DECKS	0	634	634
GUEST HOUSE			
MAIN	759	0	759
UPPER	554	0	554
TOTAL	1313	0	1313
PATIO	0	385	385
GARAGE			
MAIN	0	696	696
UPPER	0	696	696
TOTAL	0	1392	1392

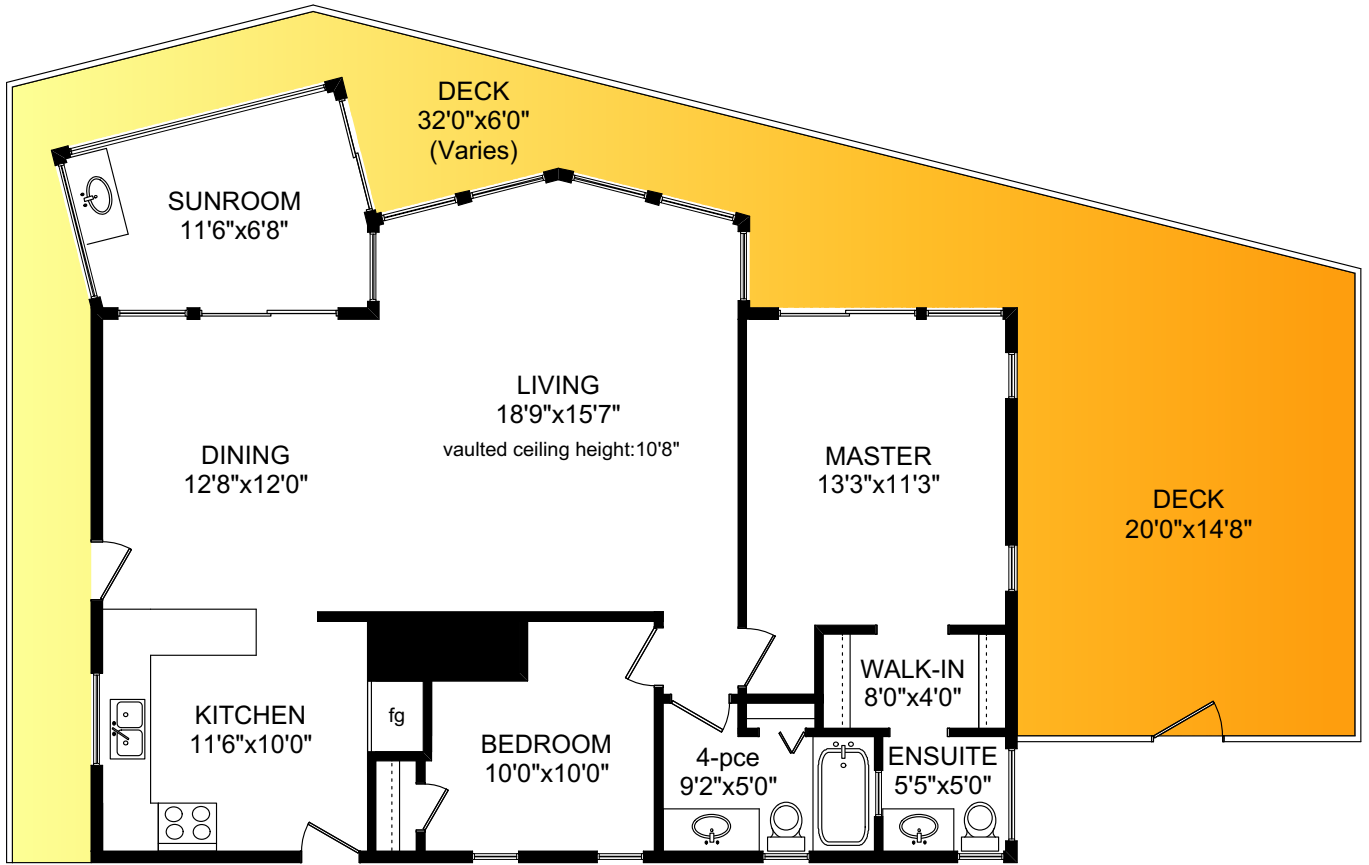


PREPARED FOR THE EXCLUSIVE USE OF
THE NEAL ESTATE TEAM OF RE/MAX ALLIANCE

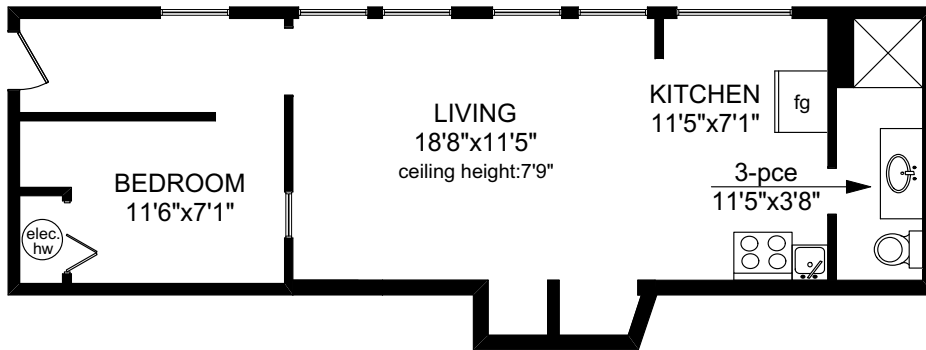
MEASURED ON: 08/01/19
DRAWING FILE: 9000

Tafe Measure VICTORIA, B.C.
Ph. 883.8894
www.tafemeasure.com

871 CHERRY POINT ROAD

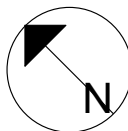


MAIN FLOOR
1161 SQ.FT



LOWER FLOOR
521 SQ.FT

	FINISHED SQ. FT.	UNFINISHED SQ. FT.	TOTAL SQ. FT.
MAIN	1161	0	1161
LOWER	521	0	521
TOTAL	1682	0	1682
DECKS	0	634	634
GUEST HOUSE			
MAIN	759	0	759
UPPER	554	0	554
TOTAL	1313	0	1313
PATIO	0	385	385
GARAGE			
MAIN	0	696	696
UPPER	0	696	696
TOTAL	0	1392	1392



PREPARED FOR THE EXCLUSIVE USE OF
THE NEAL ESTATE TEAM OF RE/MAX ALLIANCE

MEASURED ON: 08/01/19
DRAWING FILE: 9000

Tafe Measure VICTORIA, B.C.
Ph. 883.8894
www.tafemeasure.com